
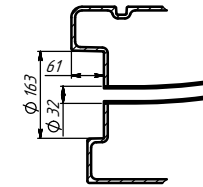
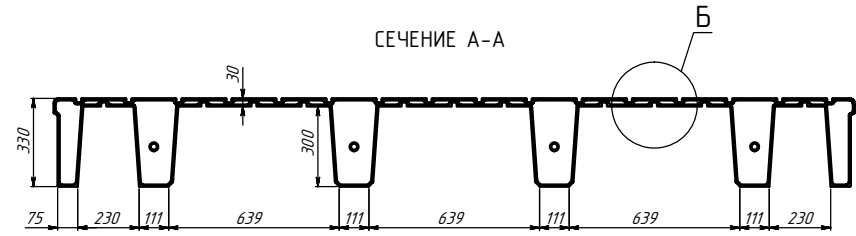


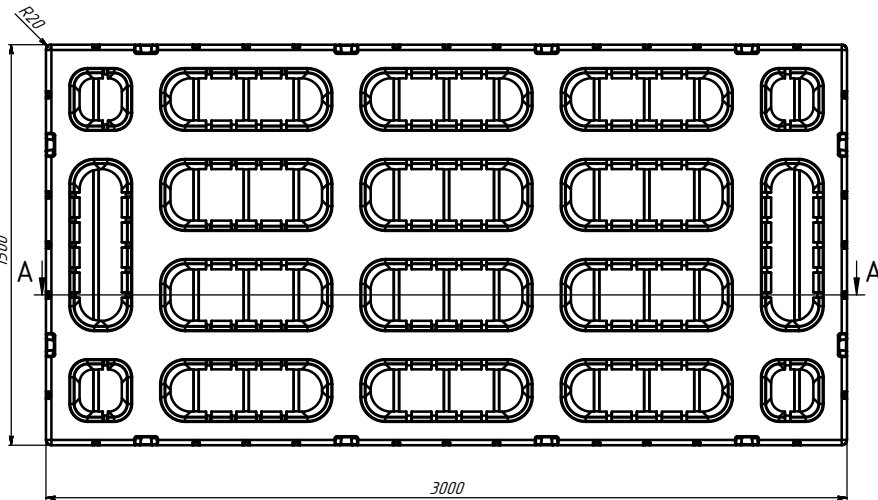
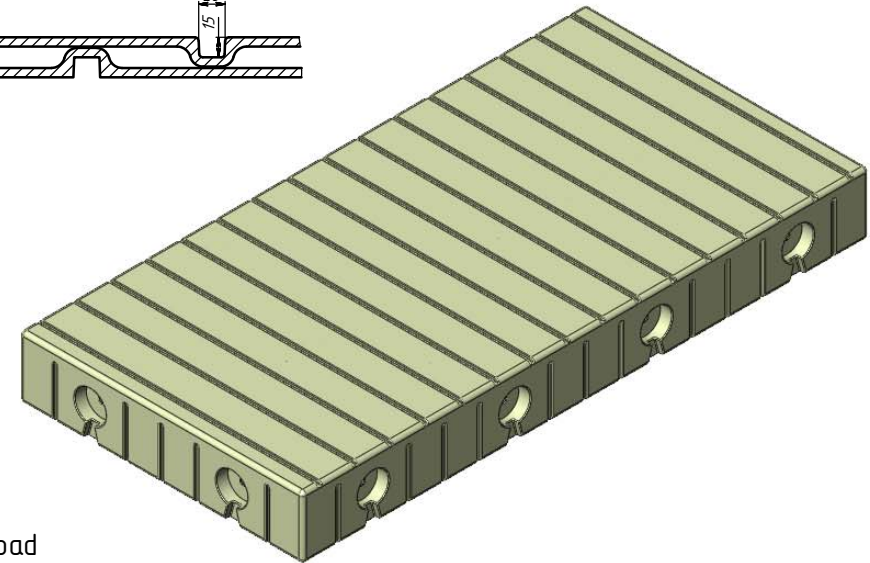
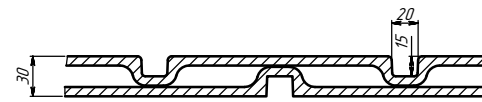
СЕЧЕНИЕ А  
МАСШТАБ 1 : 5



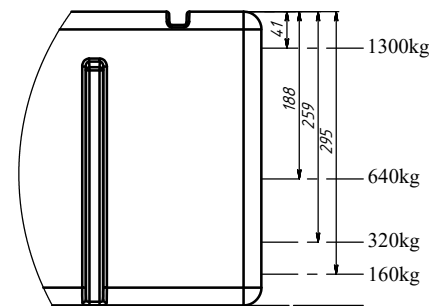
СЕЧЕНИЕ А-А



МЕСТНЫЙ Б  
МАСШТАБ 1 : 2



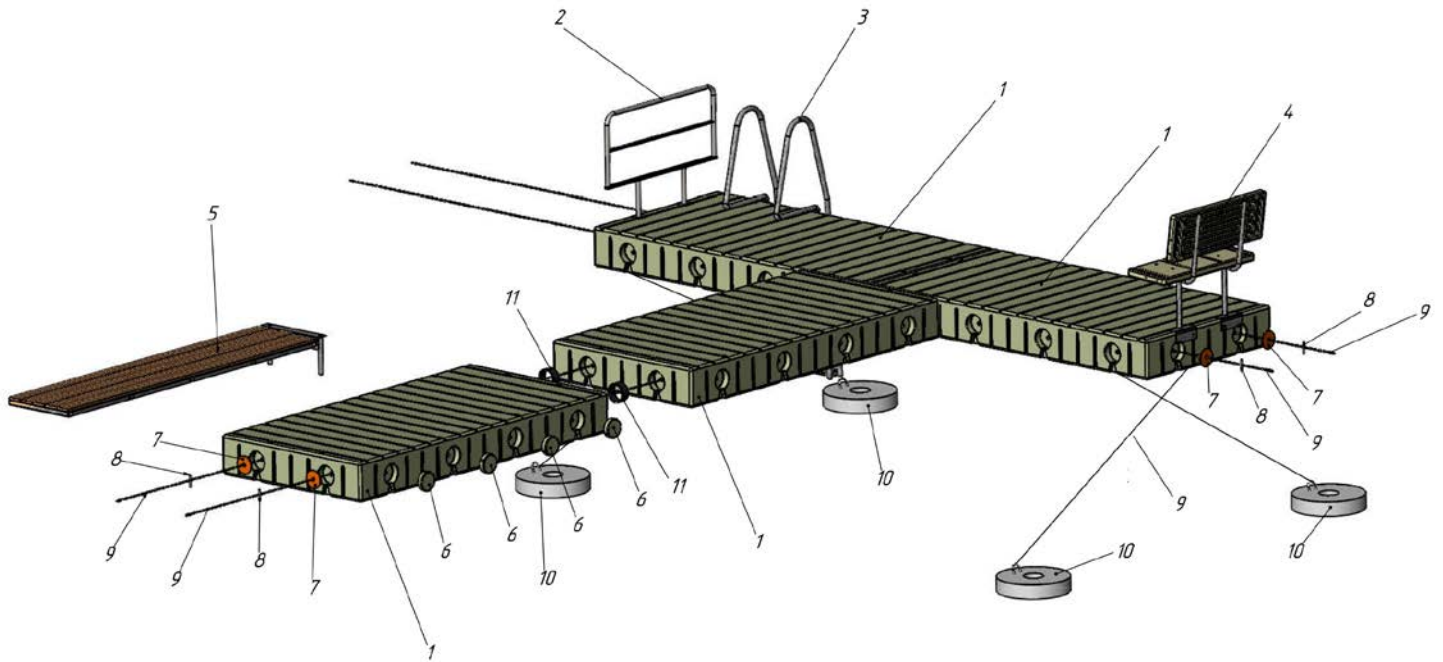
Freeboard/Load



FLOAT ELEMET 1,5x3m  
Color: beige, grey

				УХП.18.05.П3000x1500.05		
Изм.	Лист	№ док.им.	Подп.	Дата	Лист	Масса
Разраб.	Улопов		30.05.2016	Понтон 3000x1500		1:7
Проб.	Пастовицкий		30.05.2016	Бежевый, серый		
И. канц.				Лист	Листов	1
И. канц.				Полэтилен LDPE		Укрхімпласт
Утв.						



# Modular pontoon 1500: Products and Accessories






## Product



1. Modular pontoon 1500

## Accessories

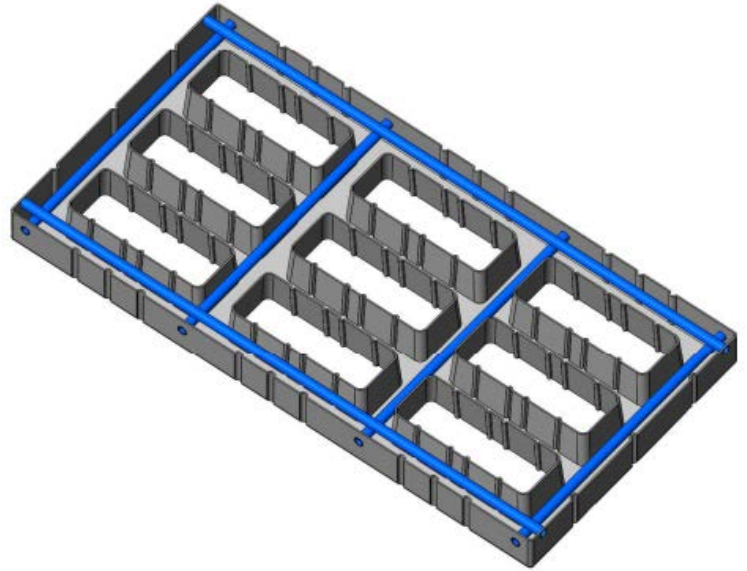
Name	Picture	Price, EUR
2. Steel handrail		
3. Steel ladder		
4. Bench		
5. <a href="#">Gangway</a>		
6. Plug		4
7. Washer (4 pc.)		incl. In pontoon price

8. Carbine (4 pc.)		incl. In pontoon price
9. Chain (8m. )		incl. In pontoon price
10. Anchor		
11. Sleeve (2 pc.)		incl. In pontoon price

*Assembly Tools*

Key 24		
Metal rod, that will help to push the chain through pipe		5
Strain tool		49

## Modular pontoon 1500: Installation



### *Connection*

Floats are connected with each other by means of chains. Inside the dock there are pipes (blue color on right picture). Chains go inside the pipes, end of chain is fixed with washer (left picture).

### *Assembly of 2 pc. of pontoons (connected on short side):*

For 1-5 see video

<https://youtu.be/RSJH6maSLj4?list=PLE7j3GcxiZ2ozel1Qlfz6uNUfO0ynHiSY>

For 7 see video

<https://youtu.be/cdbG8caD4Ew?list=PLE7j3GcxiZ2ozel1Qlfz6uNUfO0ynHiSY>

1. Use metal rod to insert chain in left pipe of pontoon 1
2. Continue pushing chain through pontoon 2
3. After chain comes out of pontoon2, install washer on that end, fix chain with carbine.
4. Do not strain chain
5. Repeat steps 1-4 for right chain
6. Install washers on the side, where you started to insert chain
7. Strain chains (by hands or winch). Fix this position, by installing carbines.

### *Anchoring*

Floating dock can be anchored with help of 2 anchors to the seabed. The anchors are attached with chains to the end of connection chains

On the land side, modular pontoon 1500 can be grounded with help of chains that are connected to some heavy structure on the shore. If no such structure available, chains can be connected to anchors that are digged underground on shore.